

Truckin My Blues Away page 1

Intro:

Basics and techniques

C

C7

Guitar

T			
A			
B			

F

C

A7

D7

G7

C

Verse:

C

A7

D7

G7

C

•			
•			

C

A7

D7

G7

C

C7

F

C dim7

C

A7

D7

G7

C

A7

D7

G7




C


	•
	•

Truckin My Blues Away page 2

Technique #1:
The reverse pull off.





Technique #2:
Bass lead in.


Gtr. F  | | | | F  | | | | C 

Gtr. 



Technique #3:
The walk down

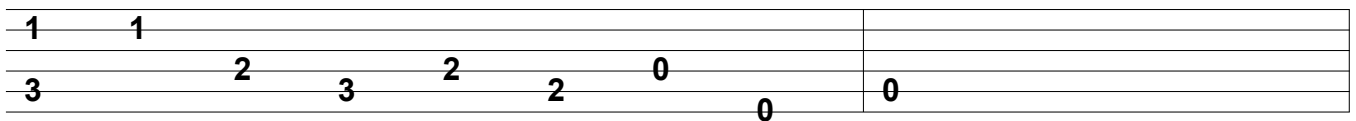
Technique #4:
The anticipated note:

Gtr. C  |  | | | | G  | | | | C 




Gtr. 

Technique #6:
The double bass - 'Da-Dump.'

Gtr. C  |  | | | |

Gtr. 

Technique #7:
The 'Da-Dump' with a lead in, then an anticipated note.

Gtr. D7  | G7  | | | | C 

Gtr. 