

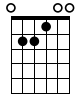
Fingerpicking Fundamentals

Artist

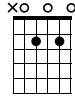
Toby Walker

Standard tuning

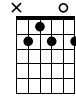
E



A7



B7



s. guit.

Musical notation for measures 1-6. Treble clef, 4/4 time. Chord changes: E (measures 1-2), A7 (measures 3-4), B7 (measures 5-6). Fingerings: 0 2 0 2, 0 2 0 2, 2 1 2 1.

Musical notation for measures 7-13. Treble clef, 4/4 time. Chord changes: E (measures 7-8), A7 (measures 9-10), B7 (measures 11-12), E (measure 13). Fingerings: 0 2 0 2, 0 2 0 2, 2 1 2 1, 0 2 0 2.

Musical notation for measures 14-19. Treble clef, 4/4 time. Chord changes: E (measures 14-15), A7 (measures 16-17), B7 (measures 18-19). Fingerings: 0 2 0 2, 0 2 0 2, 2 1 2 1.

Musical notation for measures 20-23. Treble clef, 4/4 time. Chord changes: E (measures 20-21), A7 (measures 22-23), B7 (measures 24-25), E (measures 26-27). Fingerings: 0 2 0 2, 0 2 0 2, 2 1 2 1, 0 2 0 2.

Musical notation for measures 28-30. Treble clef, 4/4 time. Chord changes: E (measures 28-29), A7 (measures 30-31), B7 (measures 32-33), E (measures 34-35). Fingerings: 0 2 0 2, 0 2 0 2, 2 1 2 1, 0 2 0 2.

E A7 B7 E

31 32 33 34 35 36 37

T
A
B

E A7 B7

38 39 40

T
A
B

E A B7 E

41 42 43 44

T
A
B

E A7 B7

45 46 47

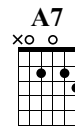
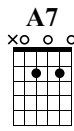
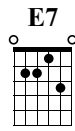
T
A
B

E A7 B7

48 49 50

T
A
B

Your First Instrumental



E

51 52 53 54

T 0 0 0 3 0 2 0 3

A 2 2 2 2 2 2 2 2

B 0 0 0 0 0 0 0 0

B7 E

55 56 57 58

T 2 2 3 0 0 2 0 0

A 2 1 2 1 2 1 2 2

B 2 1 2 1 0 0 2 0

Hammer Ons

A7

E

59 60 61 62

T 0 1 2 2 0 2 0 2

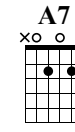
A 0 1 2 2 0 2 0 2

B 0 0 0 0 0 0 0 0

Your Next Instrumental

E7

A7



E

63 64 65 66

T 0 1 3 0 0 2 3 0

A 0 2 2 2 2 2 2 2

B 0 0 0 0 0 0 0 0

B7 E

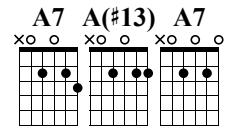
67 68 69 70

T 2 0 3 0 0 0 1 2 0 0

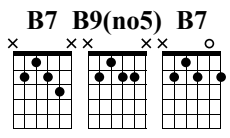
A 2 1 2 1 2 1 2 2 0 0

B 2 1 2 1 0 0 2 0 0 0

In the style of Mance Lipscomb - 'Sugar Babe.'



E A7



B7 E

The Reverse Hammer On

E A7

'Sugar Babe' - Mance Lipscomb

E A7

E B7 E

One Dime Blues

Etta Baker

Arranged by Toby Walker

Chord diagrams: E6, B7, E, E7

1 4 4 4 2 0 2 3 0 H 0 4 3 2

4 4 4 4 4 2 2 0 1 2 0 2 3 2

0 4 4 2 0 2 0 2 0 0 2 0 2

Chord diagrams: Adim, A7, A7, A(#13), A7, E, E7

5 1 2 0 6 3 2 0 2 7 0 H 0 8 3 2

1 2 0 3 2 0 2 0 1 2 3 2

0 2 0 2 0 2 0 2 0 2 0 2

Chord diagrams: Adim, A7, A7, A(#13), A7, E, E7

9 1 2 0 10 3 2 0 2 11 0 H 0 12 3 2

1 2 0 3 2 0 2 0 1 2 3 2

0 2 0 2 0 2 0 2 0 2 0 2

Chord diagrams: E6, B7, E

13 4 4 14 0 2 15 0 H 0 16 0 2

4 4 4 4 4 2 0 1 2 0 2 2

0 4 4 2 0 2 0 2 0 2 0 2

Freight Train

Music by Elizabeth Cotton

Guitar

Chord diagrams and fretting hand notation for measures 1 through 18:

- Measure 1: C (x x 0 0 3 3), 1 3 1 0
- Measure 2: C (x x 0 0 3 3), 1 3 0 1
- Measure 3: Em7/C (x 0 0 3 3), 2 3 0 1
- Measure 4: C (x x 0 0 3 3), 3 0 2 3
- Measure 5: G (0 0 0 3 3), 0 0 0 3
- Measure 6: G7 (0 0 0 3 3), 4 1 0 0
- Measure 7: G7 (0 0 0 3 3), 3 0 3 0
- Measure 8: G6 (0 0 0 3 3), 3 0 3 0
- Measure 9: G (0 0 0 3 3), 5 3 0 0
- Measure 10: G7 (0 0 0 3 3), 1 0 0 0
- Measure 11: G6 (0 0 0 3 3), 6 0 0 3
- Measure 12: C (x x 0 0 3 3), 7 1 0 1
- Measure 13: C (x x 0 0 3 3), 3 2 3 2
- Measure 14: C (x x 0 0 3 3), 8 0 3 2
- Measure 15: Em (0 0 0 3 3), 9 H 0 1
- Measure 16: E (0 0 0 3 3), 2 2 0 2
- Measure 17: Em (0 0 0 3 3), 0 1 2 2
- Measure 18: E7 (0 0 0 3 3), 0 1 2 3
- Measure 19: F6 (x x 0 0 3 3), 1 2 3 3
- Measure 20: F (x x 0 0 3 3), 1 2 3 3
- Measure 21: F6 (x x 0 0 3 3), 1 3 3 3
- Measure 22: F6 (x x 0 0 3 3), 1 3 3 3
- Measure 23: G (0 0 0 3 3), 13 0 1
- Measure 24: C (x x 0 0 3 3), 3 2 0 2
- Measure 25: G (0 0 0 3 3), 14 0 3 0
- Measure 26: G5 (x 0 0 x 3 3), 3 0 0 2
- Measure 27: C (x x 0 0 3 3), 15 1 0 2
- Measure 28: G7 (0 0 0 3 3), 3 2 3 2
- Measure 29: G7 (0 0 0 3 3), 16 3 0 3
- Measure 30: G7 (0 0 0 3 3), 1 3 0 0
- Measure 31: G7 (0 0 0 3 3), 1 3 0 0
- Measure 32: C (x x 0 0 3 3), 17 1 0 2
- Measure 33: C (x x 0 0 3 3), 3 2 3 2
- Measure 34: C (x x 0 0 3 3), 18 C 3 3
- Measure 35: C (x x 0 0 3 3), 1 3 (1) 3

Stack O' Lee

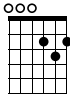
Mississippi John Hurt

Dropped D

⑥ = D

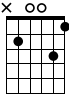
Stack O' Lee

D

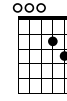


s. guit.

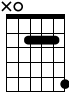
G7



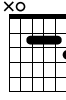
D



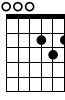
A



A7



D

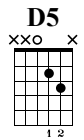


Stack O' Lee Extras

Toby Walker

Music by Toby Walker

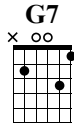
Ⓒ = D



Guitar

1 2

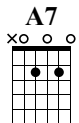
3 4



5 6

7 8

Implied D



9 10

11 12

Implied D