


Exercises for learning to play fingerpicking lead in triplets

Guitar

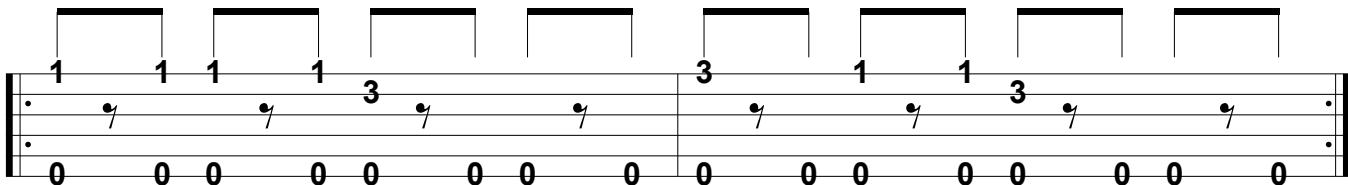


1 1 3 3 1 3

0 0 0 0 0 0 0 0 0 0 0 0 0 0 0 0

Detailed description: This is the first guitar exercise. It consists of two measures. The first measure contains a triplet of eighth notes with fingerings 1, 1, and 3. The second measure contains a triplet of eighth notes with fingerings 3, 1, and 3. The bass line consists of a continuous eighth-note triplet of zeros (0) throughout both measures.

Gtr.

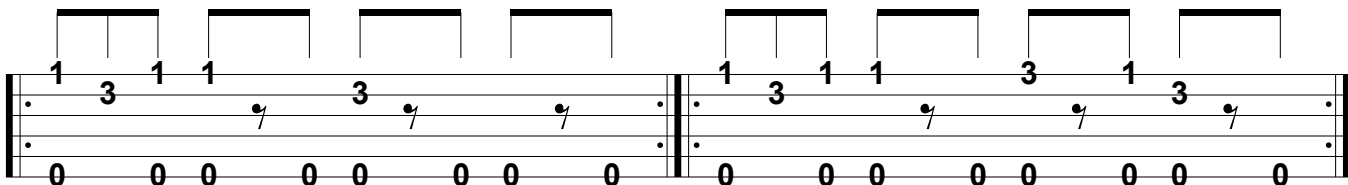


1 1 1 1 3 3 1 1 3 3

0 0 0 0 0 0 0 0 0 0 0 0 0 0 0 0

Detailed description: This is the second guitar exercise. It consists of two measures. The first measure contains a triplet of eighth notes with fingerings 1, 1, and 1, followed by a triplet of eighth notes with fingerings 3, 3, and 1. The second measure contains a triplet of eighth notes with fingerings 3, 1, and 1, followed by a triplet of eighth notes with fingerings 3, 3, and 1. The bass line consists of a continuous eighth-note triplet of zeros (0) throughout both measures.

Gtr.

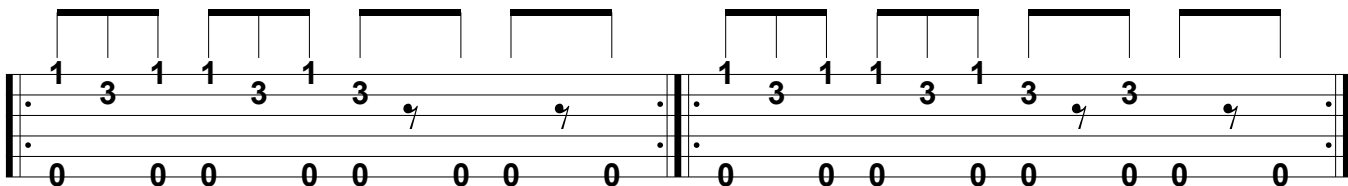


1 3 1 1 3 3 1 1 3 1 3 3

0 0 0 0 0 0 0 0 0 0 0 0 0 0 0 0

Detailed description: This is the third guitar exercise. It consists of two measures. The first measure contains a triplet of eighth notes with fingerings 1, 3, and 1, followed by a triplet of eighth notes with fingerings 1, 3, and 3. The second measure contains a triplet of eighth notes with fingerings 1, 3, and 1, followed by a triplet of eighth notes with fingerings 3, 1, and 3. The bass line consists of a continuous eighth-note triplet of zeros (0) throughout both measures.

Gtr.

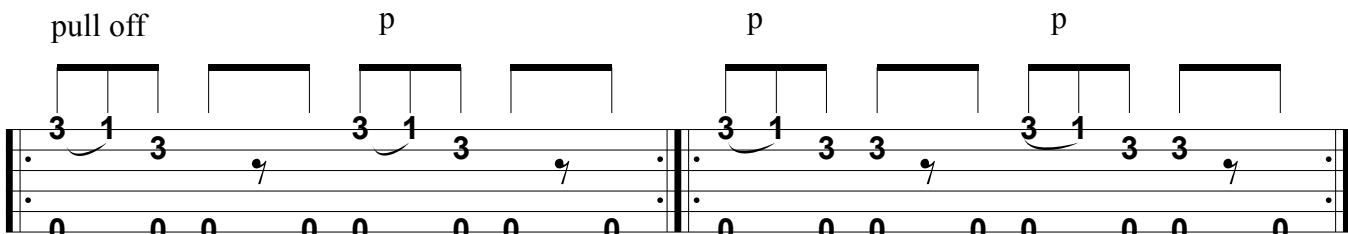


1 3 1 1 3 1 3 3 1 1 3 1 3 3

0 0 0 0 0 0 0 0 0 0 0 0 0 0 0 0

Detailed description: This is the fourth guitar exercise. It consists of two measures. The first measure contains a triplet of eighth notes with fingerings 1, 3, and 1, followed by a triplet of eighth notes with fingerings 1, 3, and 1, and then a triplet of eighth notes with fingerings 3, 3, and 1. The second measure contains a triplet of eighth notes with fingerings 1, 3, and 1, followed by a triplet of eighth notes with fingerings 3, 1, and 3, and then a triplet of eighth notes with fingerings 3, 3, and 1. The bass line consists of a continuous eighth-note triplet of zeros (0) throughout both measures.

Gtr.



pull off p p p

3 1 3 3 1 3 3 1 3 3 3 3

0 0 0 0 0 0 0 0 0 0 0 0 0 0 0 0

Detailed description: This is the fifth guitar exercise. It consists of two measures. The first measure contains a triplet of eighth notes with fingerings 3, 1, and 3, followed by a triplet of eighth notes with fingerings 3, 1, and 3. The second measure contains a triplet of eighth notes with fingerings 3, 1, and 3, followed by a triplet of eighth notes with fingerings 3, 3, and 3, and then a triplet of eighth notes with fingerings 3, 3, and 3. The bass line consists of a continuous eighth-note triplet of zeros (0) throughout both measures. Above the first measure, the text 'pull off' is written above the first triplet, and 'p' is written above the second triplet. Above the second measure, 'p' is written above the first triplet and the second triplet.

Gtr.

3 1 3 3 1 3

3 1 3 3 1 3

0 0 0 0 0 0 0 0

Gtr.

Hammer on

1 3 1 3 1 3

1 3 1 3 1 3

0 0 0 0 0 3 0 0

Gtr.

1 3 1 3 1 3

1 3 1 3 1 3

0 0 0 0 0 0 0 0

Gtr.

3 1 3 3 1 3

3 1 3 3 1 3

0 0 0 0 0 0 0 0

Gtr.

1 3 1 3 1 3

1 3 1 3 1 3

0 0 0 0 0 0 0 0