

61 Highway

James 'Son' Thomas
Arranged by Toby Walker

Light, brush strum

E

?

?

?

Pick out open 3rd string and

Guitar

T
A
B

0 0 0 0 0 0 0 0

Detailed description: This block shows the first line of guitar notation. It features four chord diagrams: an open E chord, and three unknown chords marked with question marks. The fret numbers below the staff are 0, 0, 0, 0, 0, 0, 0, 0. A yellow arrow points to the open 3rd string (labeled '0') in the final measure. The strings are labeled T, A, B from top to bottom.

.... 'hammer on'
- third string, 1st fret

E

?

?

?

Gtr.

1

0 0 0 0 0 0 0 0

Detailed description: This block shows the second line of guitar notation. It features four chord diagrams: an open E chord, and three unknown chords marked with question marks. The fret numbers below the staff are 0, 0, 0, 0, 0, 0, 0, 0. A yellow arrow points to the 1st fret on the 3rd string (labeled '1') in the first measure.

E

?

?

?

Gtr.

1

0 0 0 0 0 0 0 0

Detailed description: This block shows the third line of guitar notation. It features four chord diagrams: an open E chord, and three unknown chords marked with question marks. The fret numbers below the staff are 0, 0, 0, 0, 0, 0, 0, 0. The 1st fret on the 3rd string (labeled '1') is present in the first measure.

E

?

?

?

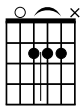
Gtr.

1


0 0 0 0 0 0 0 0

Detailed description: This block shows the fourth line of guitar notation. It features four chord diagrams: an open E chord, and three unknown chords marked with question marks. The fret numbers below the staff are 0, 0, 0, 0, 0, 0, 0, 0. The 1st fret on the 3rd string (labeled '1') is present in the first measure.

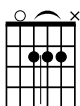
A (or A flat, as Son called it).




Gtr.



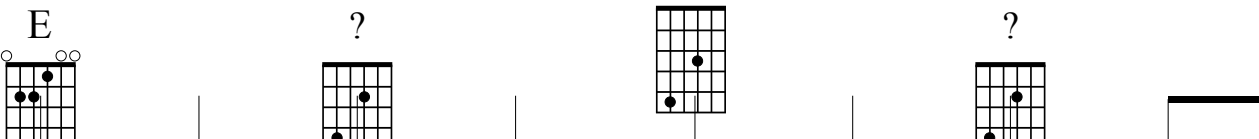
A



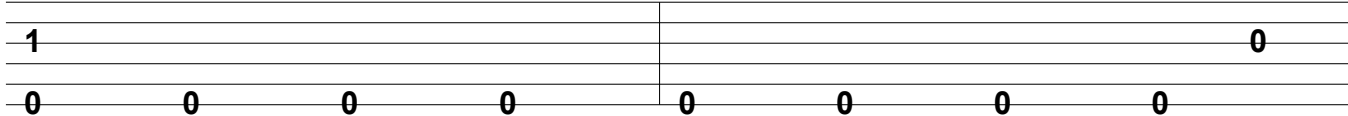
Gtr.



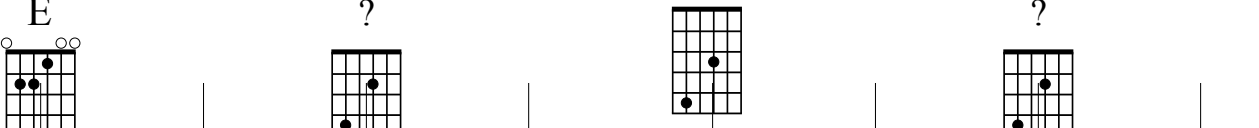
E ? ?



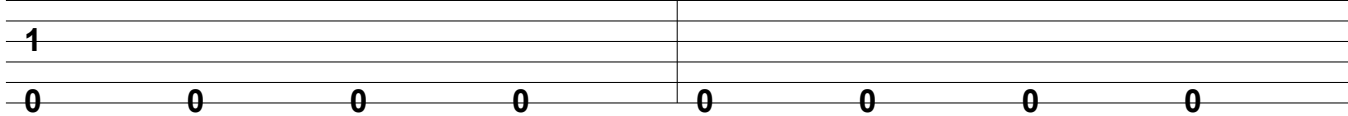
Gtr.



E ? ?



Gtr.



B7 Loose strumming **B7**

Gtr.

2 2 2 2 | 2 2 2 2

Detailed description: This block shows the first system of guitar notation. It features two guitar fretboard diagrams for the B7 chord. The first diagram is labeled 'B7' and shows the chord shape with an 'x' over the 4th string and a hat over the 5th string. Below the diagrams is musical notation for 'Loose strumming', consisting of two measures. Each measure contains four quarter notes, with the first two notes in each measure beamed together. The fret numbers for these notes are 2, 2, 2, and 2. The label 'Gtr.' is on the left.

A

Gtr.

0 0 4 4 | 5 5 4 4

Detailed description: This block shows the second system of guitar notation. It starts with a guitar fretboard diagram for the A chord, with an 'x' over the 4th string and a hat over the 5th string. Below is musical notation for a sequence of notes. The first measure contains four quarter notes with fret numbers 0, 0, 4, and 4. The second measure contains four quarter notes with fret numbers 5, 5, 4, and 4. The label 'Gtr.' is on the left.

E Hammer on

Gtr.

0 0 | 0 2 0 2 | 0 2 0 2 | 0 2 3

Detailed description: This block shows the third system of guitar notation. It begins with a guitar fretboard diagram for the E chord, with hats over the 2nd and 3rd strings. Below is musical notation for 'Hammer on' exercises. The first measure has two quarter notes with fret numbers 0 and 0. The second measure has four quarter notes with fret numbers 0, 2, 0, and 2, with a horizontal bar above the first two notes and another above the last two. The third measure has four quarter notes with fret numbers 0, 2, 0, and 2, with a horizontal bar above the first two notes and another above the last two. The fourth measure has four quarter notes with fret numbers 0, 2, 0, and 2, with a horizontal bar above the first two notes and another above the last two. The final note in the fourth measure has a fret number of 3. The label 'Gtr.' is on the left.

Loose strumming **B7** **B7**

Gtr.

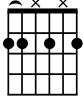
0 0 | 2 2 | 2 2 2 2 | 2 2 2 2

Detailed description: This block shows the fourth system of guitar notation. It features two guitar fretboard diagrams: one for the E chord (hats over 2nd and 3rd strings) and one for the B7 chord (x over 4th string, hat over 5th string). Below is musical notation for 'Loose strumming'. The first measure has two quarter notes with fret numbers 0 and 0. The second measure has two quarter notes with fret numbers 2 and 2. The third measure has four quarter notes with fret numbers 2, 2, 2, and 2. The fourth measure has four quarter notes with fret numbers 2, 2, 2, and 2. The label 'Gtr.' is on the left.

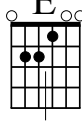
Sub this measure for last measure in any verse

The 'Secret Lick'


B7



E



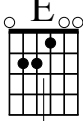
'Secret Lick'



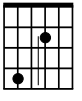
Gtr.

2 2 2 2 0 0 0 0 0 0 0 0

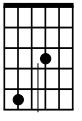
E



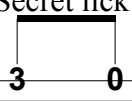
?



?



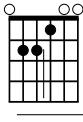
Secret lick



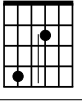
Gtr.

0 0 0 0 0 0 0 0

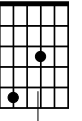
E



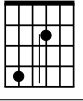
?



?



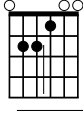
?



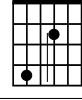
Gtr.

1 0 0 0 0 0 0 0 0

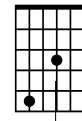
E



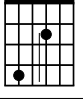
?



?



?



Gtr.

1 0 0 0 0 0 0 0

Then just go to 'A flat' and continue with the rest of the song.

Being Creative With The Song

Adding some basic licks and changing
the structure to give the song variety

First, we'll add a two measure lick for the E chord, then repeat it

E

thumb brush
down stroke

Gtr.

down up down

A

E

Gtr.

B7

A

E

Gtr.

A few other, two measures ideas for to use for the E chord

Gtr.

Gtr.

slide 2nd finger pull off 2nd finger

Gtr.

Gtr.

© 2016 Toby Walker

hammer

Gtr.